




Q-CAP ANYBEND™ RGB

24VDC Flexible Fixtures



- Flexible encapsulated fixture
- Both up/down bend and side bend
- Interior and exterior rated (not including FC)
- Four different mounting options
- Utilize clear endcaps for continuous runs
- 60% smaller than QTL's KURV fixture
- Do not cut Non-Field Cuttable Q-CAP flexible fixtures

ORDERING PROCESS

A Specify Non-Field Cuttable Q-CAP

B (Optional) Specify field cuttable 4' piece - used to adjust total run length in the field (dry applications only)

A. NON-FIELD CUTTABLE Q-CAP

A1	A2	A3	A4	A5	A6	A7	A8	A9	A10	A11	A12
PRODUCT	MOUNTING	RATED	CCT	WATTAGE	LENS	WIRE INPUT/OUTPUT	CONNECTOR/WIRE IN	CONNECTOR/WIRE OUT	END CAPS	LENGTH (IN)	EXACT/OPTIMAL
ANBD-RGB			RGB	4.0							

Sample Part Number: **ANBD-RGB-PPS-2-DRY-RGB-4.0-ENC/TL-P1A-BW-BW-N/A-48"-E**

A1 PRODUCT ANBD-RGB See last page for compatible power supplies.	A2 MOUNTING PPS-2 PVC Clip PPS-96 PVC Channel PPS-LP-2 PVC Low Profile Clip PPS-LP-96 PVC Low Profile Channel WSC White Snug Clip BN-SB-SST-16' 16' BENDIT Side Stainless Steel Channel BN-SB-SST-32' 32' BENDIT Side Stainless Steel Channel BN-SB-WH-16' 16' BENDIT Side White Stainless Channel BN-SB-WH-32' 32' BENDIT Side White Stainless Channel BN-UD-SST-16' 16' BENDIT Up/Down Stainless Steel Channel BN-UD-SST-32' 32' BENDIT Up/Down Stainless Steel Channel BN-UD-WH-16' 16' BENDIT Up/Down White Stainless Channel BN-UD-WH-32' 32' BENDIT Up/Down White Stainless Channel White snug clip only for indirect cove use, not intended for hanging fixtures upside down. PPS mounting clip recommended for seamless applications. RGB CON6/CON24 does not fit in PPS wireway	A3 RATED DRY IP20 WET IP67	A4 CCT RGB	A5 WATTAGE 4.0 4.0W-SO SO: Standard Output	A6 LENS ENC/CL Encapsulated in Clear ENC/TL Encapsulated in Translucent For representation of LED visibility, see Diode Visibility section on following pages	A7 WIRE INPUT/OUTPUT S1A Single 1 (Input only) - End Feed S1B Single 1 (Input only) - End Feed P1A Pass Through 1 (Input/Output) - End Feed P1B Pass Through 1 (Input/Output) - End Feed	A8 CONNECTOR/WIRE IN BW Bare Wire (Standard 24") CON6 Connector 6" CON24 Connector 24" BW: Standard length is 24". Max length is 120". Request custom length by writing in part number next to BW (example: BW48) BW Bare Wire (Standard 24") CON6 Connector 6" CON24 Connector 24" BW: Standard length is 24". Max length is 120". Request custom length by writing in part number next to BW (example: BW48)	A9 CONNECTOR/WIRE OUT N/A Closed End (No feed) BW Bare Wire (Standard 24") CON6 Connector 6" CON24 Connector 24" BW: Standard length is 24". Max length is 120". Request custom length by writing in part number next to BW (example: BW48)	A10 END CAPS CL Clear WH White N/A Not Applicable	A11 LENGTH (IN) Minimum length is 12", maximum length is 191" not including end caps. Contact us for lengths under 12". Available in 2" increments.	A12 EXACT/OPTIMAL O Optimal Illumination E Exact Specified Length Exact fixtures are the exact length specified +0 - 1/8". Optimal fixtures' length is rounded down with illumination end to end. See Exact/Optimal Fixture Length charts.
------------------------------------------------------------------------------------------------	----------------------------------------------------------------------------------------------------------------------------------------------------------------------------------------------------------------------------------------------------------------------------------------------------------------------------------------------------------------------------------------------------------------------------------------------------------------------------------------------------------------------------------------------------------------------------------------------------------------------------------------------------------------------------------------------------------------------------------------------------------------------------------------------------------------------------------------------------------------------------------------------------------------------------------------------------------	-----------------------------------------------------------------	---------------------------------------	--------------------------------------------------------------------------	-----------------------------------------------------------------------------------------------------------------------------------------------------------------------------------------------------------	-------------------------------------------------------------------------------------------------------------------------------------------------------------------------------------------------------------------------------------------------------	---------------------------------------------------------------------------------------------------------------------------------------------------------------------------------------------------------------------------------------------------------------------------------------------------------------------------------------------------------------------------------------------------------------------------------------------------------------------------------------------------------------	-----------------------------------------------------------------------------------------------------------------------------------------------------------------------------------------------------------------------------------------------------------------------------------------------------------------	------------------------------------------------------------------------------------------------------	-------------------------------------------------------------------------------------------------------------------------------------------------------------------------	----------------------------------------------------------------------------------------------------------------------------------------------------------------------------------------------------------------------------------------------------------------------------------------

5 year warranty | Up/Down, Side Bend | Data subject to change, all data has +/- 5% tolerance | Only FC fixtures are Field-Cuttable per installation instructions | Field Cuttable is not returnable or refundable after it has been cut



Q-CAP ANYBEND™ RGB

24VDC Flexible Fixtures

B. FIELD CUTTABLE Q-CAP

B1	B2	B3	B4	B5	B6	B7	B8	B9	B10	B11	B12
PRODUCT	MOUNTING	RATED	CCT	WATTAGE	LENS	WIRE INPUT/ OUTPUT	CONNECTOR/ WIRE IN	CONNECTOR/ WIRE OUT	END CAPS	LENGTH (IN)	EXACT/ OPTIMAL
ANBD-FC-RGB		DRY	RGB	4.0				N/A	CL	48"	N/A

Sample Part Number: ANBD-RGB-PPS-2-DRY-RGB-4.0-ENC/TL-P1A-BW-BW-N/A-48"-E

B1

PRODUCT

ANBD-FC-RGB

See last page for compatible power supplies.

B2

MOUNTING

PPS-2

PVC Clip

PPS-96

PVC Channel

PPS-LP-2

PVC Low Profile Clip

PPS-LP-96

PVC Low Profile Channel

WSC

White Snug Clip

BN-SB-SST-16'

16' BENDIT Side Stainless Steel Channel

BN-SB-SST-32'

32' BENDIT Side Stainless Steel Channel

BN-SB-WH-16'

16' BENDIT Side White Stainless Channel

BN-SB-WH-32'

32' BENDIT Side White Stainless Channel

BN-UD-SST-16'

16' BENDIT Up/Down Stainless Steel Channel

BN-UD-SST-32'

32' BENDIT Up/Down Stainless Steel Channel

BN-UD-WH-16'

16' BENDIT Up/Down White Stainless Channel

BN-UD-WH-32'

32' BENDIT Up/Down White Stainless Channel

White snug clip only for indirect cove use, not intended for hanging fixtures upside down.
PPS mounting clip recommended for seamless applications.
RGB CON6/CON24 does not fit in PPS wireway

B3

RATED

DRY IP20

B4

CCT

RGB

B5

WATTAGE

4.0 4.0W-SO

SO: Standard Output

B6

LENS

ENC/CL Encapsulated in Clear

ENC/TL Encapsulated in Translucent

For representation of LED visibility, see Diode Visibility section on following pages

B7

WIRE INPUT/OUTPUT

S1A Single 1 (Input only) - End Feed

S1B Single 1 (Input only) - End Feed

B8

CONNECTOR/WIRE IN

BW Bare Wire (Standard 24")

CON6 Connector 6"

CON24 Connector 24"

BW: Standard length is 24". Max length is 120". Request custom length by writing in part number next to BW (example: BW48)

B9

CONNECTOR/WIRE OUT

N/A Closed End (No feed)

B10

END CAPS

CL Clear

Due to cutting, white endcaps are not available.

B11

LENGTH (IN)

48" Nominal

Starting Run length is 48.475" for S1A & S1B
Each cut point subtracts from the Starting Run Length
4.0 has a 2" cut point
S1A, S1B can be cut down to as little as 2.475"

B12

EXACT/OPTIMAL

N/A

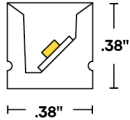
Single ▶



Q-CAP ANYBEND™ RGB

24VDC Flexible Fixtures

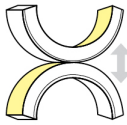
1 PRODUCT - DIMENSIONS



Profile
(Standard)

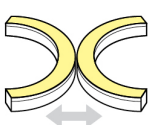
BEND RADIUS

Up/Down Bend



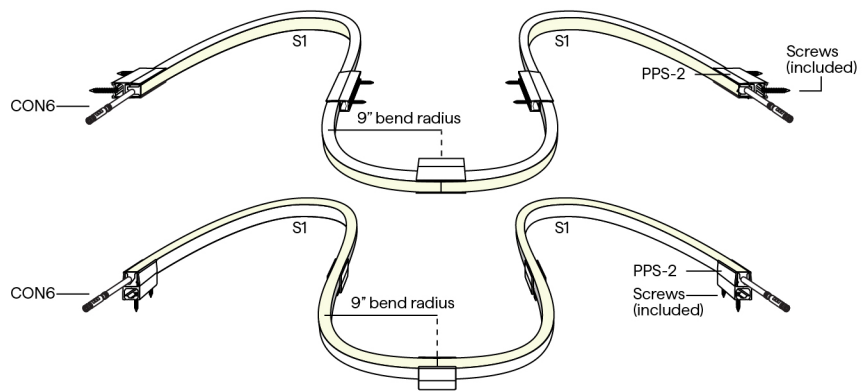
9" bending radius

Side Bend



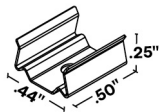
9" bending radius

FLEXIBILITY



2 MOUNTING

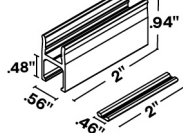
WSC



White Snug Clip
Indirect uplight

To order separately use WSC-02
Each clip comes with a #4x5/8" flat screw

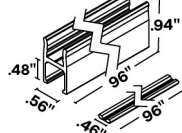
PPS-2



PVC Mounting Clip

To order separately use MICRO5-PPS2

PPS-96

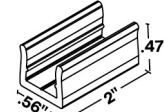


96" straight linear run

To order separately use MICRO5-PPS-96

Each clip comes with a #6" flat screw

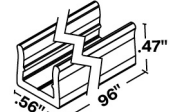
PPS-LP-2



Low profile PVC
Mounting Clip

To order separately use MICRO5-PPS-LP-2

PPS-LP-96



Low profile PVC channel
96" straight linear run

To order separately use MICRO5-PPS-LP-96

Each clip comes with a #6" flat screw

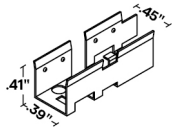


Q-CAP ANYBEND™ RGB

24VDC Flexible Fixtures

MOUNTING CONTINUED

BN-SB



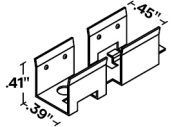
BENDIT Channel
Horizontal Stainless Steel
Flexible Channel

Continuous mounting solution for flexible fixtures, 16' or 32' field cuttable lengths

To order separately use either MICRO5-BN-SB-SST-16', MICRO5-BN-SB-SST-32', MICRO5-BN-SB-WH-16', or MICRO5-BN-SB-WH-32'

64 #4-40 1/2" screws provided per 16'

BN-UD



BENDIT Channel
Vertical Stainless Steel
Flexible Channel

Continuous mounting solution for flexible fixtures, 16' or 32' field cuttable lengths

To order separately use either MICRO5-BN-UD-SST-16', MICRO5-BN-UD-SST-32', MICRO5-BN-UD-WH-16', or MICRO5-BN-UD-WH-32'

64 #4-40 1/2" screws provided per 16'

4 / 5 DELIVERED LUMENS

[Calculated L70 = 40000 hrs]
Tested with ANBD-RGB-WSC-DRY

CCT	4.0W/FT Total Load			
	ENC/CL		ENC/TL	
	LM	Wavelength	LM	Wavelength
Red	33	630	29	629
Green	115	523	92	523
Blue	32	469	28	469
All	139	-	114	-

6 DIODE VISIBILITY



ENC/CL - Clear encapsulation

ENC/TL - Translucent encapsulation

BUG RATING

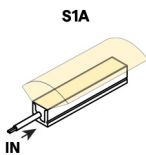
WATTAGE	B	U	G
5.0 (ALL CCTs)	B0	U1	G0

TEMPERATURE RATINGS

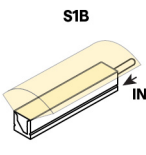
	4.0 W/FT	
	Min	Max
Ambient Operating Temp - Surface	-4°F	110°F
Storage Temp	-4°F	140°F
Installation Temp	50°F	100°F

7 WIRE INPUT/OUTPUT

ASYMMETRIC ONLY SINGLE (Input only)

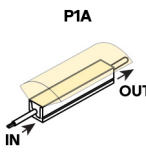


End Feed

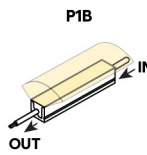


End Feed

ASYMMETRIC ONLY PASS THROUGH (Input/Output) - Only applicable for Non-Field Cuttable Q-CAP



End Feed



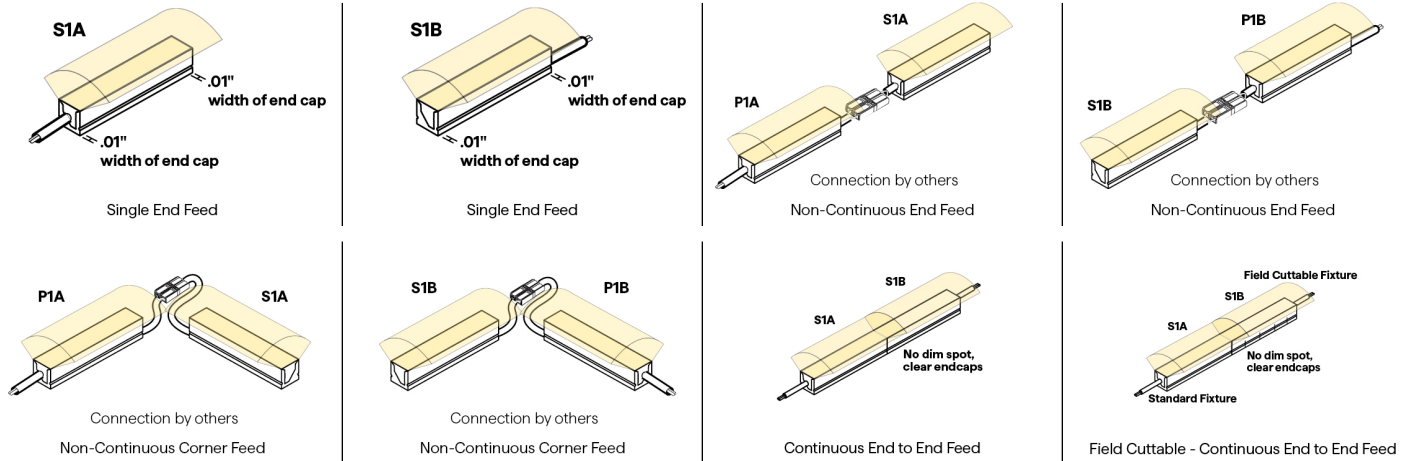
End Feed



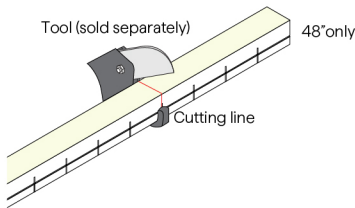
Q-CAP ANYBEND™ RGB

24VDC Flexible Fixtures

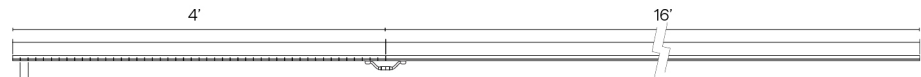
CONFIGURATION OPTIONS



FIELD CUTTABLE MARKING



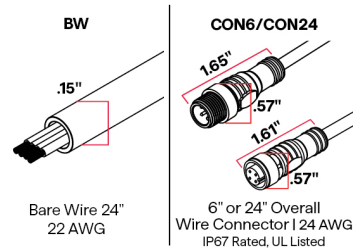
Field cuttable fixtures are sold in 4' increments and go at the end of a run, allowing for easy field adjustment



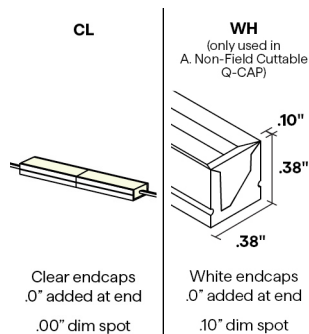
Note: Only FC fixtures are field cuttable — Do not attempt to cut non FC fixtures. Cut only on the marked cut lines. Only cut from non-feed end. Do not attempt to cut while power is on.

8 / 9 CONNECTOR/WIRE – IN/OUT

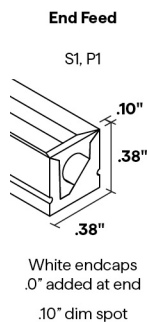
Connector/Wire In or Out not needed to specify product. Typical selection is S1 for Wire Input/Output, BW for Connector/Wire In, N/A for Connector/Wire Out, and WH for End Caps



10 END CAPS (NO FEED)



END CAPS (WITH FEED)



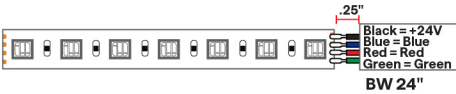
11 LENGTH - WIRING DETAIL



Q-CAP ANYBEND™ RGB


24VDC Flexible Fixtures

Available in 2" increments 12"-191"



12 EXACT/OPTIMAL FIXTURE LENGTH [E/O Length Calculator →](#) [E/O Explained →](#)

Exact fixtures are the exact length specified. Optimal fixtures' length is rounded down based on LED cut points to allow the fixture to be illuminated end to end. For runs with multiple fixtures that need to fill a specific length, it's recommended to order all optimal fixtures with an exact fixture at the end of the run.



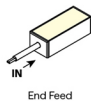
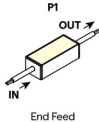
RGB LENGTHS BY INCH

Available in any length in between 12" and 191", chart below shows example lengths. Exact fixtures are the length specified. Optimal fixtures' length is rounded down with illumination end to end. All fixtures' tolerance is +0 - 1/8". Consult factory for lengths under 12".

EXACT LENGTH

Requested Length	Potential dim spot on either end of fixture
12"	1"
13"	.5"
14"	1"
15"	.5"
16"	1"
17"	.5"
18"	1"
19"	.5"
20"	1"
21"	.5"
22"	1"
23"	.5"
24"	1"
36"	1"
48"	1"
60"	1"
72"	1"
84"	1"
96"	1"

OPTIMAL LENGTH: highlighted rows are closest to requested nominal length

Requested Nominal Length	S1A/B	P1A/B
	S1 	P1 
12"	10.63"	11"
13"	12.63"	13"
14"	12.63"	13"
15"	14.63"	15"
16"	14.63"	15"
17"	16.63"	17"
18"	16.63"	17"
19"	18.63"	19"
20"	18.63"	19"
21"	20.63"	21"
22"	20.63"	21"
23"	22.63"	23"
24"	22.63"	23"
36"	34.63"	35"
48"	46.63"	47"
60"	58.63"	59"
72"	70.63"	71"
84"	82.63"	83"
96"	94.63"	95"



Q-CAP ANYBEND™ RGB

24VDC Flexible Fixtures

COMPATIBLE POWER SUPPLIES


See power supplies cut sheets for more information. Data subject to change, all data has +/- 5% tolerance.

DIM TO LEVEL	INDOOR	OUTDOOR
	MICRO 5-RGB	MICRO 5-RGB
0.1%	QT-CAB-eLED+DALI-DT8 QT-CAB-eLED+DMX QTM-eLED+DALI-DT8 QTM-eLED+DMX QZ-DMX	Q-SET-QZ-DMX QOM-eLED+DALI-DT8 QOM-eLED+DMX QOM-eLED+PS-DALI-DT8 QZ-DMX
1%	QZ-DALI-DT8	Q-SET+QZ-DALI-DT8 QZ-DALI-DT8
10%	Non-Dim Power Supply with RGB App Dongle	

DIMMING PROTOCOL	INDOOR	OUTDOOR
	MICRO 5-RGB	MICRO 5-RGB
DMX	QTM-eLED+DMX QZ-DMX	Q-SET-QZ-DMX QOM-eLED+DMX QZ-DMX
DALI-2: DT8	QT-CAB-eLED+DALI-DT8 QTM-eLED+DALI-DT8 QZ-DALI-DT8	Q-SET+QZ-DALI-DT8 QOM-eLED+DALI-DT8 QZ-DALI-DT8


COMPATIBLE MOUNTING ACCESSORIES

NJ-MICRO




J Mounting Bracket

BL-MICRO




Backwards L Mounting Bracket

NL-MICRO




L Mounting Bracket

SD-L-MICRO



L Mounting Bracket


IQ-QCAP-UNV-CUTTER



QTL recommended FC Cutter

COMPATIBLE WIRING ACCESSORIES

Q-mini-J5



2.80"

2.27"

UL Listed, miniature junction box, DRY/DMP (WET rated with silicone)

COMPATIBLE CONTROL ACCESSORIES

SCENE APP DONGLE



1.36"

2.58"

Wi-Fi or Bluetooth Connectivity



Q-CAP ANYBEND™ RGB

24VDC Flexible Fixtures

COMPATIBLE APPS

NFC APP



Read and write
DMX addresses and
adjust voltage